

Instructions for Activating Your Online Subscription

Thank you for giving the Society of American Foresters the privilege to serve your information needs with a subscription to one or more of our journals. Follow these simple instructions to activate your online subscription.



Trouble activating your subscription? E-mail journal@safnet.org for assistance.

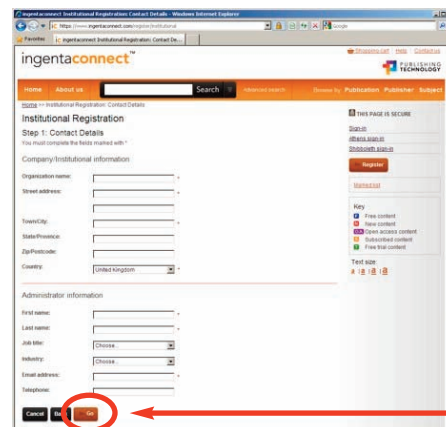
1. Go to www.ingentaconnect.com/register/institutional.

Click **Register**.

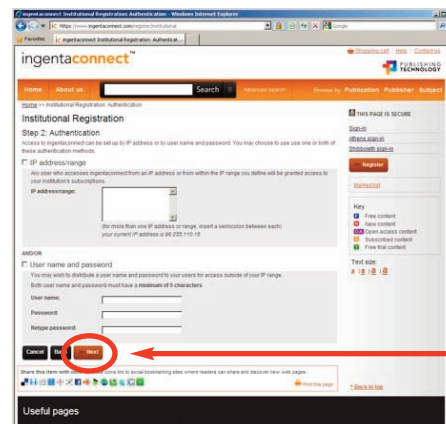
If your Institution is already registered with IngentaConnect, log in as your institutional administrator and skip to **Step 6a**.



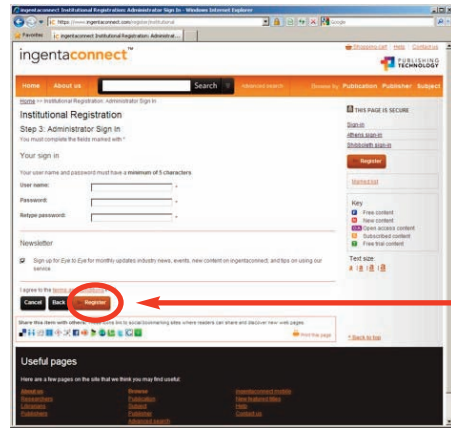
2. Fill out all of the requested information under **Institutional Registration**; click **Next**.



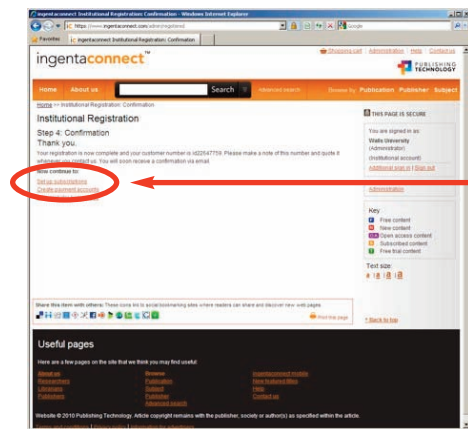
3. Select your user authentication method: **IP address/range** and/or **User name and password**. If selecting a username and password, please keep a record of both for future reference. Click **Next**.



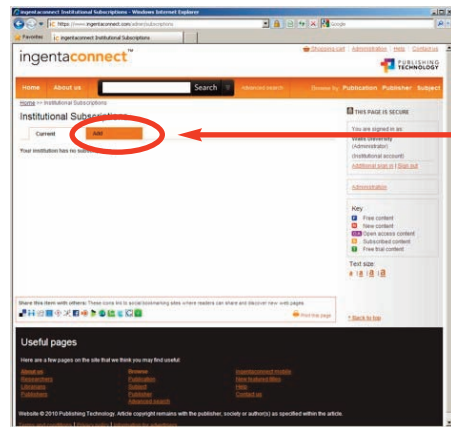
4. Create an **Administrator Sign In** user name and password. Please keep a record of both for future reference. Click **Register**.



5. Your Institution is now registered with Ingenta. Under **Thank you**, click on the link to **Set up subscriptions**.

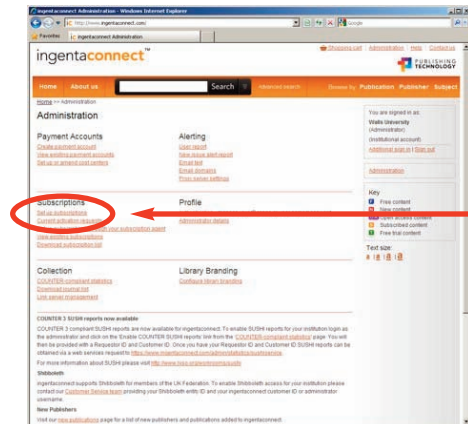


6. Click the **Add** tab under **Institutional Subscriptions**.

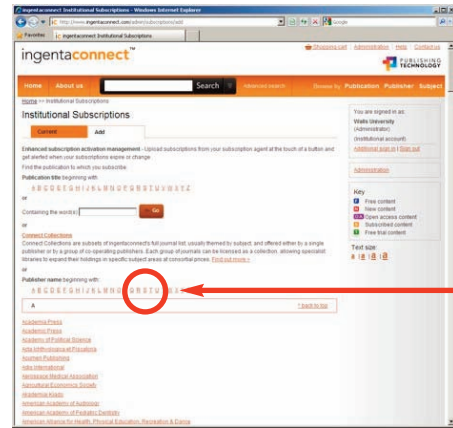


6a. **For Institutions that are already registered with IngentaConnect:**

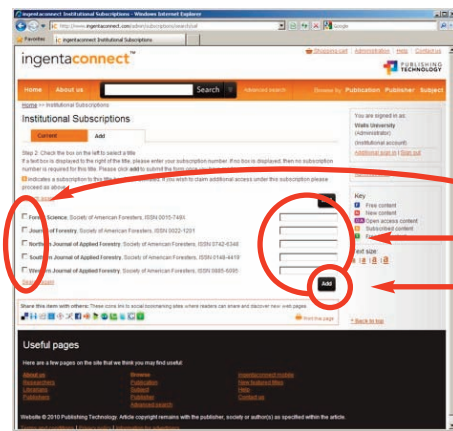
Sign in to IngentaConnect using your Administrator user name and password. Under **Subscriptions**, click on the link to **Set up subscriptions**.



7. Browse for the publication titles you wish to add. Click **S** under **Publisher name** and select **Society of American Foresters**. This will pull up all five SAF publications. Alternatively, you may pull up each title individually by typing its title under **Publication title** and clicking the **Go** button.



8. Check the boxes next to the titles you wish to add, and enter your subscription number in the text box to the right of each title. Click **Add**.



9. The **Thank you** page indicates that your activation request has been successfully transmitted to Ingenta-Connect. Please allow up to 48 hours for IngentaConnect to verify and activate your subscription. Once verified, you will receive an e-mail notification that your subscription has been activated, and your subscription will now appear under the **Current** tab on the **Institutional Subscriptions** page.

